

BOOK ONE

A DOZEN A DAY

*Technical Exercises
FOR THE PIANO
to be done each day
BEFORE practicing*



*by
Edna-Mae Burnam*

THE WILLIS MUSIC COMPANY

BOOK ONE

A DOZEN A DAY



*Technical Exercises
FOR THE PIANO
to be done each day
BEFORE practicing*

*by
Edna-Mae Burnam*

ISBN 978-0-87718-031-9



EXCLUSIVELY DISTRIBUTED BY



HAL•LEONARD®

© 1950 by The Willis Music Co.
International Copyright Secured All Rights Reserved

For all works contained herein:
Unauthorized copying, arranging, adapting, recording, Internet posting, public performance,
or other distribution of the music in this publication is an infringement of copyright.
Infringers are liable under the law.

Visit Hal Leonard Online at
www.halleonard.com

Contact us:
Hal Leonard
7777 West Bluemound Road
Milwaukee, WI 53213
Email: info@halleonard.com

In Europe, contact:
Hal Leonard Europe Limited
42 Wigmore Street
Marylebone, London, W1U 2RN
Email: info@halleonardeurope.com

In Australia, contact:
Hal Leonard Australia Pty. Ltd.
4 Lentara Court
Cheltenham, Victoria, 3192 Australia
Email: info@halleonard.com.au

PREFACE

Many people do exercises every morning before they go to work.

Likewise, we should give our fingers exercises every day before we begin our practicing.

The purpose of this book is to help develop strong hands and flexible fingers.

Do not try to learn the entire first dozen exercises the first week you study this book! Learn two or three exercises, and do them each day before practicing. When these are mastered, add another, then another, and keep adding until the twelve exercises can be played perfectly.

When the first dozen—or Group I—has been mastered and perfected, Group II may be introduced in the same manner, and so on for the other Groups.

Many of these exercises may be transposed to different keys. In fact, this should be encouraged.

EDNA MAE BURNAM

INDEX

	PAGE
Group I.....	5
Group II.....	9
Group III	14
Group IV	19
Group V.....	25

Group I

1. Walking and Running



1st time—*legato* (smooth, connected)
2nd time—*staccato* (sharp, detached)

Musical notation for 'Walking and Running' in 4/4 time. The piece consists of two staves. The first staff (treble clef) starts with a quarter rest, followed by quarter notes G4, A4, B4, C5, and a half note D5. The second staff (bass clef) starts with a quarter rest, followed by quarter notes G3, F3, E3, D3, and a half note C3. The first time through is marked with a '1' above the first measure and a '5' above the fifth measure. The second time through is marked with a '1' above the first measure and a '5' above the fifth measure. The piece ends with a double bar line and repeat dots.

2. Skipping



legato—staccato

Musical notation for 'Skipping' in 4/4 time. The piece consists of two staves. The first staff (treble clef) starts with a quarter rest, followed by quarter notes G4, A4, B4, C5, and a half note D5. The second staff (bass clef) starts with a quarter rest, followed by quarter notes G3, F3, E3, D3, and a half note C3. The first time through is marked with a '1' above the first measure and a '3' above the third measure. The second time through is marked with a '3' above the first measure and a '5' above the fifth measure. The piece ends with a double bar line and repeat dots.

3. Hopping



staccato

Musical notation for 'Hopping' in 4/4 time. The piece consists of two staves. The first staff (treble clef) starts with a quarter rest, followed by quarter notes G4, A4, B4, C5, and a half note D5. The second staff (bass clef) starts with a quarter rest, followed by quarter notes G3, F3, E3, D3, and a half note C3. The first time through is marked with a '3' above the first measure and a '1' below the first measure. The second time through is marked with a '4' above the second measure and a '2' below the second measure. The third time through is marked with a '5' above the third measure and a '3' below the third measure. The fourth time through is marked with a '4' above the fourth measure and a '2' below the fourth measure. The fifth time through is marked with a '3' above the fifth measure and a '1' below the fifth measure. The piece ends with a double bar line and repeat dots.

4. Deep Breathing



Musical notation for 'Deep Breathing' in 4/4 time. The piece consists of two staves. The right hand (treble clef) starts with a chord of G4, B4, D5 (fingerings 5, 3, 1) and then plays a sequence of notes: G4 (5), A4 (4), B4 (1), C5, D5, E5, F5, G5. The left hand (bass clef) starts with a chord of G2, B2, D3 (fingerings 1, 3, 5) and then plays a sequence of notes: G2 (1), A2 (2), B2 (5), C3, D3, E3, F3, G3. The piece concludes with a final chord of G4, B4, D5.

5. Deep Knee Bend



Musical notation for 'Deep Knee Bend' in 4/4 time. The piece consists of two staves. The right hand (treble clef) starts with a chord of G4, B4, D5 (fingerings 5, 3, 1) and then plays a sequence of notes: G4 (5), A4 (4), B4 (1), C5, D5, E5, F5, G5. The left hand (bass clef) starts with a chord of G2, B2, D3 (fingerings 1, 3, 5) and then plays a sequence of notes: G2 (1), A2 (2), B2 (5), C3, D3, E3, F3, G3. The piece concludes with a final chord of G4, B4, D5.

6. Stretching



Musical notation for 'Stretching' in 4/4 time. The piece consists of two staves. The right hand (treble clef) starts with a chord of G4, B4, D5 (fingerings 1, 5) and then plays a sequence of notes: G4 (1), A4 (3), B4 (1), C5, D5, E5, F5, G5. The left hand (bass clef) starts with a chord of G2, B2, D3 (fingerings 1, 5) and then plays a sequence of notes: G2 (1), A2 (5), B2, C3, D3, E3, F3, G3. The piece concludes with a final chord of G4, B4, D5. A dashed line labeled 'L.H.' indicates a stretch from the G5 note in the right hand down to the G2 note in the left hand.

7. Stretching Right Leg Up



Musical notation for exercise 7. It consists of a grand staff with a treble clef on the upper staff and a bass clef on the lower staff. The key signature has one sharp (F#) and the time signature is 4/4. The melody in the treble clef starts with a quarter rest, followed by quarter notes G4, A4, B4, and C5, each with a '5' above it indicating the fifth finger. The bass clef has a whole rest for the first three measures and a whole note C4 in the fourth measure.

8. Stretching Left Leg



Musical notation for exercise 8. It consists of a grand staff with a treble clef on the upper staff and a bass clef on the lower staff. The key signature has one sharp (F#) and the time signature is 4/4. The treble clef has whole rests for the first three measures and a whole note C4 in the fourth measure. The bass clef has quarter notes G3, A3, B3, and C4, each with a '5' below it indicating the fifth finger.

9. Cartwheels



Musical notation for exercise 9. It consists of a grand staff with a treble clef on the upper staff and a bass clef on the lower staff. The key signature has one sharp (F#) and the time signature is 4/4. The right hand (R.H.) plays a triplet of eighth notes (G4, A4, B4) in the first three measures, followed by a quarter note C5 in the fourth measure. The left hand (L.H.) plays a triplet of eighth notes (G3, A3, B3) in the first three measures, followed by a quarter note C4 in the fourth measure. The notation includes fingerings (1, 3, 5) and a '3' above the final notes. The fourth measure is marked 'L.H. over'.

10. The Splits



legato—staccato

A piano score for 'The Splits' in 4/4 time. The piece is marked 'legato—staccato'. The right hand plays a melody with notes and rests, while the left hand plays a rhythmic accompaniment. Fingerings are indicated with numbers 1, 3, 1, 5, 5, 1, 3. The piece ends with a double bar line and repeat dots.

11. Standing on Head



legato—staccato

A piano score for 'Standing on Head' in 4/4 time. The piece is marked 'legato—staccato'. The right hand plays a melody with notes and rests, while the left hand plays a rhythmic accompaniment. Fingerings are indicated with numbers 1, 3, 1, 5, 1, 3. The piece ends with a double bar line and repeat dots.

12. Fit as a Fiddle and Ready To Go



legato—staccato

A piano score for 'Fit as a Fiddle and Ready To Go' in 4/4 time. The piece is marked 'legato—staccato'. The right hand plays a melody with notes and rests, while the left hand plays a rhythmic accompaniment. Fingerings are indicated with numbers 1, 1, 3, 5, 2, 5. The piece ends with a double bar line and repeat dots.

Group II

1. Morning Stretch



Musical notation for 'Morning Stretch' in 4/4 time. The piece consists of four measures. The first measure has a treble clef and a bass clef. The second measure has a treble clef. The third measure has a treble clef. The fourth measure has a treble clef and an 8va (octave up) marking. The bass line has an 8vb (octave down) marking. Brackets under the bass line group the first two measures, the next two measures, and the final measure.

2. Walking



legato—staccato

Musical notation for 'Walking' in 4/4 time. The piece consists of four measures. The first measure has a treble clef and a bass clef. The second measure has a treble clef. The third measure has a treble clef. The fourth measure has a treble clef. The bass line has a treble clef.

3. Running



legato—staccato

Musical notation for 'Running' in 4/4 time. The piece consists of four measures. The first measure has a treble clef and a bass clef. The second measure has a treble clef. The third measure has a treble clef. The fourth measure has a treble clef. The bass line has a treble clef.

4. High Stepping



legato—staccato

Musical notation for 'High Stepping' in 4/4 time. The piece is written for piano with a grand staff. The melody in the treble clef consists of eighth notes with a sequence of fingerings: 1 3 2 4 3 5 2 4. The bass line consists of eighth notes with fingerings: 5 3 4 2 3 1 4 2. The piece concludes with a fermata over the final note.

5. Jumping




Musical notation for 'Jumping' in 4/4 time. The piece is written for piano with a grand staff. The melody in the treble clef features accented notes (marked with ^) and fingerings: 5 3 1, 1 3, 5 4 1, 1 4. The bass line features accented notes and fingerings: 1 3 5, 5 3, 1 2 5, 5 2. The piece concludes with a fermata over the final note.

6. Kicking Right Leg



Musical notation for 'Kicking Right Leg' in 4/4 time. The piece is written for piano with a grand staff. The melody in the treble clef consists of quarter notes with fingerings: 1 5, 1 5. The bass line consists of chords and single notes. The piece concludes with a fermata over the final note.

10. Sitting Up and Lying Down



legato—staccato

A musical score for exercise 10, consisting of three systems of piano accompaniment. Each system has a treble and bass clef. The first system is marked 'legato—staccato' and includes fingering numbers (1, 5) and slurs. The second and third systems continue the piece with similar notation and fingering.

11. A Hard Trick

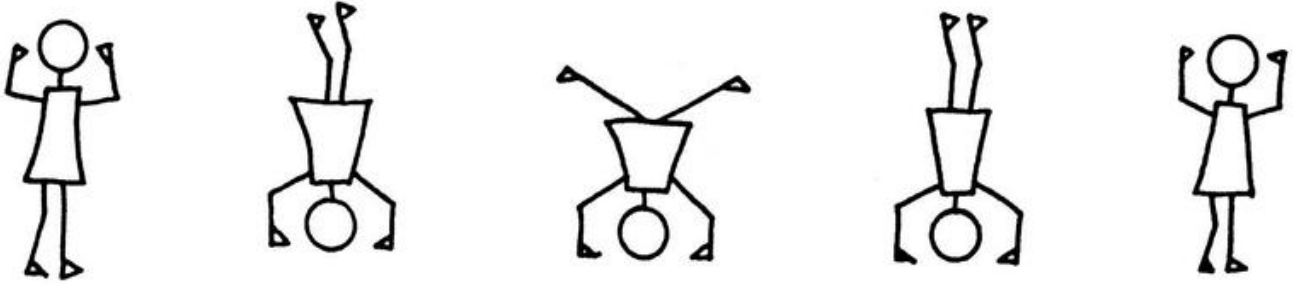
Practice this first:

Then practice this:

legato—staccato

A musical score for exercise 11, divided into two parts. The first part is marked 'Practice this first:' and the second 'Then practice this:'. Both parts are in 4/4 time and include fingering numbers (1, 3, 5) and slurs. The notation is complex, involving triplets and slurs across both treble and bass clefs.

Now do the whole trick:



legato—staccato

A musical score for a handstand sequence. It consists of two staves, treble and bass clef, in 4/4 time. The melody is in the treble clef and the bass line is in the bass clef. The score includes fingerings (1, 3, 1, 5, 1, 3, 1, 4, 1, 3, 1) and articulation markings (legato—staccato). The piece ends with a double bar line and repeat dots.

12. Fit as a Fiddle and Ready To Go



The first system of a musical score for 'Fit as a Fiddle and Ready To Go'. It consists of two staves, treble and bass clef, in 4/4 time. The melody is in the treble clef and the bass line is in the bass clef. The score includes fingerings (1, 3, 1) and articulation markings.

The second system of a musical score for 'Fit as a Fiddle and Ready To Go'. It consists of two staves, treble and bass clef, in 4/4 time. The melody is in the treble clef and the bass line is in the bass clef. The score includes fingerings (5, 1, 3) and articulation markings.

Group III

1. Deep Breathing



Musical notation for the 'Deep Breathing' exercise. It consists of two staves (treble and bass clef) in 4/4 time. The music is composed of chords and dyads. The first four measures are grouped by a bracket underneath. The notes are: Measure 1: C4, E4, G4 (treble); C3, E3, G3 (bass). Measure 2: C4, E4, G4 (treble); C3, E3, G3 (bass). Measure 3: C4, E4, G4 (treble); C3, E3, G3 (bass). Measure 4: C4, E4, G4 (treble); C3, E3, G3 (bass). Measure 5: C4, E4, G4 (treble); C3, E3, G3 (bass). Measure 6: C4, E4, G4 (treble); C3, E3, G3 (bass). Measure 7: C4, E4, G4 (treble); C3, E3, G3 (bass). Measure 8: C4, E4, G4 (treble); C3, E3, G3 (bass).

2. Rolling



legato—staccato

Musical notation for the 'Rolling' exercise. It consists of two staves (treble and bass clef) in 4/4 time. The music is composed of chords and dyads. The first four measures are grouped by a bracket underneath. The notes are: Measure 1: C4, E4, G4 (treble); C3, E3, G3 (bass). Measure 2: C4, E4, G4 (treble); C3, E3, G3 (bass). Measure 3: C4, E4, G4 (treble); C3, E3, G3 (bass). Measure 4: C4, E4, G4 (treble); C3, E3, G3 (bass). Measure 5: C4, E4, G4 (treble); C3, E3, G3 (bass). Measure 6: C4, E4, G4 (treble); C3, E3, G3 (bass). Measure 7: C4, E4, G4 (treble); C3, E3, G3 (bass). Measure 8: C4, E4, G4 (treble); C3, E3, G3 (bass). Fingerings are indicated above and below notes: 3 1, 4 2, 5 3, 4 2, 3 1 above notes; 3 5, 2 4, 1 3, 2 4, 3 5 below notes.

3. Climbing (in place)



legato—staccato

Musical notation for the first system of 'Climbing (in place)'. It consists of two staves in 4/4 time. The treble clef staff has a melody of eighth notes with fingerings 1, 2, 3, 1, 1, 1, 1, 1, 1, 1, 1, 1, 1, 1, 1, 1. The bass clef staff has a bass line of eighth notes with fingerings 3, 2, 1, 3, 3, 3, 3, 3, 3, 3, 3, 3, 3, 3, 3, 3. A 'simile' instruction is placed above the second measure of the bass line.

Musical notation for the second system of 'Climbing (in place)'. It consists of two staves in 4/4 time. The treble clef staff has a melody of eighth notes with fingerings 3, 2, 1, 3, 3, 3, 3, 3, 3, 3, 3, 3, 3, 3, 3, 3. The bass clef staff has a bass line of eighth notes with fingerings 1, 2, 3, 1, 1, 1, 1, 1, 1, 1, 1, 1, 1, 1, 1, 1.

4. Tiptoe Running (in place)



Musical notation for the first system of 'Tiptoe Running (in place)'. It consists of two staves in 4/4 time. The treble clef staff has a melody of eighth notes with fingerings 3, 2, 1, 3, 2, 1, 3, 2, 1, 3, 2, 1, 3, 2, 1, 3, 2, 1. The bass clef staff has a bass line of eighth notes with fingerings 3, 2, 1, 3, 2, 1, 3, 2, 1, 3, 2, 1, 3, 2, 1, 3, 2, 1. A 'simile' instruction is placed above the second measure of the bass line.

5. Baby Steps



legato—staccato

1 3 1 3 1

1 3 1 3 1

6. Giant Steps



1 5 1 5

1 5 1 5

7. Jumping Rope



5 1

5 1

5 1

5 1

5 1

8. Somersaults




A musical score for piano in 4/4 time. The left hand (L.H.) plays a sequence of four measures, each containing a triplet of eighth notes. The right hand (R.H.) is mostly silent, with a final measure containing a triplet of eighth notes and a fermata. The score is labeled 'L.H.' and 'R.H.'.

9. Touching Toes



A musical score for piano in 4/4 time. The left hand (L.H.) plays a sequence of four measures, each containing a triplet of eighth notes. The right hand (R.H.) plays a sequence of four measures, each containing a triplet of eighth notes. Dotted lines connect the notes between the two hands, illustrating the 'touching toes' concept.

10. Ballet Exercise ("Entre chat quatre")



A musical score for piano in 2/4 time. The left hand (L.H.) plays a sequence of four measures, each containing a triplet of eighth notes. The right hand (R.H.) plays a sequence of four measures, each containing a triplet of eighth notes. The score is labeled with fingerings (1, 2, 3, 4) and accents.

11. The Splits



legato—staccato

Musical score for 'The Splits' in 4/4 time. The piece is marked 'legato—staccato'. The right hand plays a melodic line with slurs and fingerings (1, 3, 1, 5, 1, 3, 1, 4, 1, 3). The left hand plays a rhythmic accompaniment with slurs and fingerings (1, 3, 1, 4, 1, 3, 1, 5, 1, 3, 1, 4, 1, 3). The piece ends with a repeat sign and a fermata over the final note.

12. Fit as a Fiddle and Ready To Go



legato—staccato

Musical score for 'Fit as a Fiddle and Ready To Go' in 4/4 time. The right hand plays a melodic line with slurs and fingerings (1, 5). The left hand plays a rhythmic accompaniment with slurs and fingerings (1, 5). The piece is marked 'legato—staccato'.

Musical score for 'Fit as a Fiddle and Ready To Go' in 4/4 time. The right hand plays a rhythmic accompaniment with slurs and fingerings (5, 1). The left hand plays a melodic line with slurs and fingerings (5, 1). The piece is marked 'legato—staccato'.

Group IV

1. Morning Stretch



Musical notation for 'Morning Stretch' in 4/4 time. The piece consists of four measures. The first measure has a treble clef with notes G4 (finger 1), A4 (finger 5), and B4 (finger 5). The bass clef has notes G3 (finger 1) and F3 (finger 5). The second measure has a treble clef with notes A4 (finger 1), B4 (finger 5), and C5 (finger 5). The bass clef has notes A3 (finger 1) and G3 (finger 5). The third measure has a treble clef with notes B4 (finger 1), C5 (finger 5), and D5 (finger 5). The bass clef has notes B3 (finger 1) and A3 (finger 5). The fourth measure has a treble clef with notes C5 (finger 1), D5 (finger 5), and E5 (finger 5). The bass clef has notes C4 (finger 1) and B3 (finger 5). Brackets under the bass clef group the notes in pairs for the first three measures. The final note E5 in the treble clef has a '8va' marking above it, and the final note C4 in the bass clef has an '8vb' marking below it.

2. Climbing (in place)



legato—staccato

Musical notation for 'Climbing (in place)' in 4/4 time, first system. The treble clef has a sequence of quarter notes: G4 (finger 1), A4 (finger 1), B4 (finger 1), C5 (finger 1), D5 (finger 1), E5 (finger 1), F5 (finger 1), G5 (finger 1). The bass clef has a sequence of quarter notes: G3 (finger 4), F3 (finger 4), E3 (finger 4), D3 (finger 4), C3 (finger 4), B2 (finger 4), A2 (finger 4), G2 (finger 4). The first measure is marked with a '1' above the treble clef.

Musical notation for 'Climbing (in place)' in 4/4 time, second system. The treble clef has a sequence of quarter notes: A4 (finger 1), B4 (finger 1), C5 (finger 1), D5 (finger 1), E5 (finger 1), F5 (finger 1), G5 (finger 1), A5 (finger 1). The bass clef has a sequence of quarter notes: F3 (finger 4), E3 (finger 4), D3 (finger 4), C3 (finger 4), B2 (finger 4), A2 (finger 4), G2 (finger 4), F2 (finger 4). The first measure is marked with a '1' above the treble clef.

3. Tiptoe Running (in place)



A piano score for 'Tiptoe Running' in 4/4 time. The piece consists of two staves, treble and bass clef. The melody is a continuous eighth-note pattern. Fingerings are indicated by numbers 1-4 above and below notes. The piece ends with a fermata on the final note.

4. Running



legato—staccato

The first system of the piano score for 'Running' in 4/4 time. It features a continuous eighth-note pattern in both hands. Fingerings are indicated by numbers 1, 5, and 1. The piece is marked *legato—staccato*.

The second system of the piano score for 'Running' in 4/4 time. It continues the eighth-note pattern. The piece concludes with a fermata on the final note in both hands.

5. Cartwheels



A musical score for piano in 4/4 time. The piece consists of two systems. The first system has two staves. The right hand starts with a quarter rest, followed by eighth notes G4, A4, B4, C5, and D5. The left hand starts with a quarter rest, followed by eighth notes C4, B3, A3, G3, and F3. The second system continues the melody in the right hand and accompaniment in the left hand. The piece concludes with a final chord in the right hand and a whole note in the left hand.

6. Touching Toes



A musical score for piano in 4/4 time. The piece consists of a single system with two staves. The right hand plays a sequence of chords: C4-E4-G4, C4-E4-G4, C4-E4-G4, C4-E4-G4, C4-E4-G4, and C4-E4-G4. The left hand plays a sequence of chords: C4-E4-G4, C4-E4-G4, C4-E4-G4, C4-E4-G4, C4-E4-G4, and C4-E4-G4. Dotted lines connect the notes between the two staves, showing the harmonic relationship between the hands.

9. Giant Steps



Musical notation for 'Giant Steps' in 4/4 time. The piece consists of two systems of two staves each. The first system includes fingerings: 1 5 1 5 5 1 5 1 in the treble clef and 5 1 5 1 1 5 1 5 in the bass clef. The melody features large intervals and slurs.

10. Flinging Arms Out and Back



legato—staccato

Musical notation for 'Flinging Arms Out and Back' in 4/4 time. The piece consists of two systems of two staves each. The melody is characterized by slurs and accents, corresponding to the arm movements shown in the illustration above.

11. Standing on Head



legato—staccato

Musical score for 'Standing on Head' in 4/4 time. The score consists of two systems of grand staff notation. The first system has four measures. The second system has four measures. Fingerings are indicated by numbers 1-5. The piece concludes with a fermata over the final note.

12. Fit as a Fiddle and Ready To Go



legato—staccato

Musical score for 'Fit as a Fiddle and Ready To Go' in 4/4 time. The score consists of two systems of grand staff notation. The first system has four measures. The second system has four measures. Fingerings are indicated by numbers 1-5. The piece concludes with a fermata over the final note.

Group V

1. Deep Breathing



Musical score for 'Deep Breathing' in 3/4 time. The score consists of two systems of piano accompaniment. The first system has two staves (treble and bass clef) with chords and fingerings indicated above and below. The second system also has two staves with chords and fingerings. Brackets are used to group measures across both systems.

2. Touching Toes



Musical score for 'Touching Toes' in 4/4 time. The score consists of two systems of piano accompaniment. The first system has two staves with chords and eighth notes in the bass line, with '8vb...' markings below. The second system also has two staves with chords and eighth notes in the bass line, with '8vb...' markings below. Brackets are used to group measures across both systems.

5. Jumping Rope (Slow, and "Red Pepper")




Slow

Musical notation for the 'Slow' section. It consists of two staves (treble and bass clef) in 4/4 time. The melody is a sequence of eighth notes: C4, D4, E4, F4, G4, A4, B4, C5. The bass line consists of quarter notes: C3, F2, C3, F2, C3, F2, C3, F2. Fingerings are indicated with numbers 1-5 above and below notes.

"Red Pepper"

Musical notation for the "Red Pepper" section. It consists of two staves in 4/4 time. The melody is a sequence of eighth notes: C4, D4, E4, F4, G4, A4, B4, C5. The bass line consists of quarter notes: C3, F2, C3, F2, C3, F2, C3, F2.

6. Swinging Arms



legato—staccato

Musical notation for the first part of "Swinging Arms". It consists of two staves in 4/4 time. The melody is a sequence of eighth notes: C4, D4, E4, F4, G4, A4, B4, C5. The bass line consists of quarter notes: C3, F2, C3, F2, C3, F2, C3, F2. There are triplets of eighth notes in both staves. Fingerings are indicated with numbers 1-5.

Musical notation for the second part of "Swinging Arms". It consists of two staves in 4/4 time. The melody is a sequence of eighth notes: C4, D4, E4, F4, G4, A4, B4, C5. The bass line consists of quarter notes: C3, F2, C3, F2, C3, F2, C3, F2.

7. Hand Springs




Musical score for "Hand Springs" in 4/4 time. The score consists of two systems of piano accompaniment. The first system has four measures, and the second system has four measures. The right hand (R.H.) and left hand (L.H.) parts are clearly labeled. The music features a rhythmic pattern of eighth notes with triplet markings (3) and fingerings (1, 3, 5). The first system includes a fermata over the final note of the first measure in both hands. The second system includes a fermata over the final note of the first measure in the right hand and a fermata over the final note of the second measure in the left hand.

8. Walking Like a Duck



Musical score for "Walking Like a Duck" in 4/4 time. The score consists of two systems of piano accompaniment. The right hand (R.H.) part is in the treble clef, and the left hand (L.H.) part is in the bass clef. The music features a rhythmic pattern of eighth notes with triplet markings (3) and fingerings (1, 3, 5). The first system has four measures, and the second system has four measures. The first system includes a fermata over the final note of the first measure in both hands. The second system includes a fermata over the final note of the first measure in the right hand and a fermata over the final note of the second measure in the left hand.

9. Bear Walk



First system of musical notation for 'Bear Walk'. It consists of a grand staff with a treble clef on the upper staff and a bass clef on the lower staff. The time signature is 4/4. The melody in the treble clef starts with a quarter note G4 (fingered 2), followed by a quarter note A4 (fingered 1), a quarter note B4 (fingered 5), and a quarter note C5 (fingered 3). This sequence is repeated three times. The bass clef part contains whole rests for the first three measures.

Second system of musical notation. The treble clef part has a quarter note G4 (fingered 4), a quarter note A4 (fingered 2), and a quarter note B4 (fingered 2). The bass clef part has whole rests for the first two measures, followed by a quarter note G3 (fingered 3), a quarter note F3 (fingered 5), a quarter note E3 (fingered 1), and a quarter note D3 (fingered 2). This sequence is repeated three times.

Third system of musical notation. The treble clef part has whole rests for the first two measures, followed by a quarter note G4 (fingered 2), a quarter note A4 (fingered 1), a quarter note B4 (fingered 5), and a quarter note C5 (fingered 3). The bass clef part has a quarter note G3 (fingered 3), a quarter note F3 (fingered 5), a quarter note E3 (fingered 1), and a quarter note D3 (fingered 2). This sequence is repeated three times.

Fourth system of musical notation, which concludes the piece. The treble clef part has a quarter note G4, a quarter note A4, a quarter note B4, and a quarter note C5. The bass clef part has a quarter note G3, a quarter note F3, a quarter note E3, and a quarter note D3. The system ends with a double bar line.

10. Sliding Down the Bannister



8va-----
1. glissando

 The first system of musical notation for 'Sliding Down the Bannister'. It consists of a grand staff (treble and bass clefs) in 3/4 time. The right hand starts with a glissando from the 8th octave down to a quarter note, followed by a triplet of eighth notes, a quarter note, and another triplet of eighth notes. The bass hand has whole rests.

8va-----
1. gliss.

 The second system of musical notation. It continues the piece with similar patterns of glissando and triplets in the right hand, and whole rests in the bass hand.

11. A Hard Trick

Practice this first:
legato—staccato

The first practice section for 'A Hard Trick'. It is in 4/4 time and features a complex rhythmic pattern in both hands. The right hand has a sequence of eighth notes with fingerings 1, 3, 1, 5, 1, 3. The bass hand has a similar sequence with fingerings 5, 1, 3, 1, 4, 1, 3, 1, 3, 1, 4, 1, 3, 1.

Now practice this:
legato—staccato

The second practice section for 'A Hard Trick'. It continues the rhythmic pattern from the first section. The right hand has fingerings 1, 3, 1, 5, 1, 3, 1. The bass hand has fingerings 1, 3, 1, 5, 4, 1, 3, 1.

Now do the whole trick:



legato—staccato

A musical score for a piano in 4/4 time. The right hand (treble clef) plays a melody with notes G4, A4, B4, C5, D5, E5, F5, G5, with fingerings 1, 3, 1, 4, 1, 3, 1. The left hand (bass clef) plays a bass line with notes G3, A3, B3, C4, D4, E4, F4, G4, with fingerings 5, 4, 1, 3, 1, 4, 1, 3, 1. The piece is marked *legato—staccato*.

A musical score for a piano in 4/4 time. The right hand (treble clef) plays a melody with notes G4, A4, B4, C5, D5, E5, F5, G5, with fingerings 5, 1, 3, 1, 3, 1, 5. The left hand (bass clef) plays a bass line with notes G3, A3, B3, C4, D4, E4, F4, G4, with fingerings 5, 4, 1, 3, 1, 3, 1, 5, 1, 3.



A musical score for a piano in 4/4 time. The right hand (treble clef) plays a melody with notes G4, A4, B4, C5, D5, E5, F5, G5, with fingerings 1, 4, 1, 3. The left hand (bass clef) plays a bass line with notes G3, A3, B3, C4, D4, E4, F4, G4, with fingerings 1, 3, 1, 1, 4, 3, 1, 5.

12. Fit as a Fiddle and Ready To Go



legato—staccato