

BOOK TWO: Elementary

A DOZEN A DAY



Pre-Practice
Technical Exercises
FOR THE PIANO

by

Edna-Mae Burnam



CHAPPELL & CO. LTD.

LONDON, W.1

THE WILLIS MUSIC COMPANY

CINCINNATI, OHIO

To my family

A DOZEN A DAY

Many people do physical exercises every morning before they go to work.

Likewise— we should all give our fingers exercises every day BEFORE we begin our practising.

The purpose of this book is to help develop strong hands and flexible fingers.

Do not try to learn the entire first dozen exercises the first week you study this book! Just learn two or three exercises and do them each day *before* practising. When these are mastered, add another, then another, and keep adding until the twelve can be played perfectly.

When the first dozen—Group I—have been mastered and perfected—Group II may be introduced in the same manner.

When the entire book is finished, any of the groups may be transposed to different keys. In fact, this should be encouraged.


EDNA-MAE BURNAM

CONTENTS

GROUP I	1
1. Walking and Running	
2. Skipping	
3. Hopping	
4. Deep Breathing	
5. Deep Knee Bend	
6. Stretching	
7. Stretching Right Leg Up	
8. Stretching Left Leg	
9. Cartwheels	
10. The Splits	
11. Standing on Head	
12. Fit as a Fiddle and Ready to Go	
GROUP II	5
1. Morning Stretch	
2. Walking	
3. Running	
4. High Stepping	
5. Jumping	
6. Kicking Right Leg	
7. Kicking Left Leg	
8. The Splits	
9. Leg Work (<i>lying down</i>)	
10. Sitting Up and Lying Down	
11. A Hard Trick	
12. Fit as a Fiddle and Ready to Go	
GROUP III	10
1. Deep Breathing	
2. Rolling	
3. Climbing (<i>in place</i>)	
4. Tip-toe Running (<i>in place</i>)	
5. Baby Steps	
6. Giant Steps	
7. Jumping Rope	
8. Somersaults	
9. Touching Toes	
10. Ballet Exercise (" <i>Entre chat quatre</i> ")	
11. The Splits	
12. Fit as a Fiddle and Ready to Go	
GROUP IV	15
1. Morning Stretch	
2. Climbing (<i>in place</i>)	
3. Tip-toe Running (<i>in place</i>)	
4. Running	
5. Cartwheels	
6. Touching Toes	
7. Hopping	
8. Baby Steps	
9. Giant Steps	
10. Flinging Arms Out and Back	
11. Standing on Head	
12. Fit as a Fiddle and Ready to Go	
GROUP V	21
1. Deep Breathing	
2. Touching Toes	
3. Hopping	
4. Climbing a Ladder	
5. Jumping Rope (<i>Slow, and "Red Pepper"</i>)	
6. Swinging Arms	
7. Hand Springs	
8. Walking like a Duck	
9. Bear Walk	
10. Sliding Down the Bannister	
11. A Hard Trick	
12. Fit as a Fiddle and Ready to Go	

Group I


1. Walking and Running



1st time—*legato* (smooth, connected)
2nd time—*staccato* (sharp, detached)

Musical notation for the first exercise. It consists of two staves, treble and bass clef, in 4/4 time. The first time through is marked as legato, and the second time through is marked as staccato. Fingerings are indicated with numbers 1-5 above and below notes.

2. Skipping



legato—staccato

Musical notation for the second exercise. It consists of two staves, treble and bass clef, in 4/4 time. The notation shows a transition from legato to staccato. Fingerings are indicated with numbers 1-5 above and below notes.


3. Hopping



staccato

Musical notation for the third exercise. It consists of two staves, treble and bass clef, in 4/4 time. The notation is entirely staccato, with notes marked with dots. Fingerings are indicated with numbers 1-5 above and below notes.

4. Deep Breathing



Musical notation for '4. Deep Breathing' in 4/4 time. The piece consists of two staves (treble and bass clef). The first two measures feature a melody in the treble clef with fingerings 5 3 1 and 5 4 1. The bass clef accompaniment has fingerings 1 3 5 and 1 2 5. The music is composed of chords and simple melodic lines.

5. Deep Knee Bend



Musical notation for '5. Deep Knee Bend' in 4/4 time. The piece consists of two staves. The treble clef staff has fingerings 5 4 3 2 1 and 5 4 3 2 1. The bass clef staff has fingerings 5 4 3 2 1 and 5 4 3 2 1. The music includes chords and melodic lines, with some notes marked with a star.

6. Stretching



Musical notation for '6. Stretching' in 4/4 time. The piece consists of two staves. The treble clef staff has fingerings 1 5, 1 3 1, 5, 1 3, and 1. The bass clef staff has fingerings 1 5. The music features a melody in the treble clef and a bass line. A dashed line with a circle at the end points to the right, labeled 'L.H.' (Left Hand).

7. Stretching Right Leg Up




Musical notation for exercise 7. It consists of a grand staff with a treble clef on the top line and a bass clef on the bottom line. The key signature has one flat (B-flat) and the time signature is 4/4. The melody in the treble clef starts on a whole note G4 (marked with a '5' above it), followed by quarter notes A4, Bb4, and C5. The bass clef part consists of whole notes G3, F3, and E3. A slur covers the final two measures of the treble clef, containing a half note G4 and a half note C5.

8. Stretching Left Leg




Musical notation for exercise 8. It consists of a grand staff with a treble clef on the top line and a bass clef on the bottom line. The key signature has one flat (B-flat) and the time signature is 4/4. The melody in the bass clef starts on a whole note G3, followed by quarter notes F3, E3, and D3. The treble clef part consists of whole notes G4, F4, and E4. A slur covers the final two measures of the bass clef, containing a half note G3 and a half note D3.

9. Cartwheels



Musical notation for exercise 9. It consists of a grand staff with a treble clef on the top line and a bass clef on the bottom line. The key signature has one flat (B-flat) and the time signature is 4/4. The melody in the treble clef features triplets of eighth notes: G4-A4-Bb4, A4-Bb4-C5, and Bb4-A4-G4. The bass clef part features triplets of eighth notes: G3-F3-E3, F3-E3-D3, and E3-F3-G4. Labels 'R.H.' and 'L.H.' are placed above and below the respective staves. A dashed box in the final measure of the treble clef contains a whole note G4 with an '8' below it, indicating an eighth note.

10. The Splits



legato—staccato

Musical score for 'The Splits' in 4/4 time. The score consists of two staves: a treble clef staff and a bass clef staff. The melody in the treble clef starts with a quarter note G4, followed by a quarter note A4, a quarter note B4, and a quarter note C5. This is followed by a quarter rest, then a quarter note B4, A4, G4, and F4. The bass clef staff mirrors this melody with an octave lower. Fingering numbers are placed above the notes: 1, 3, 1, 5, 5, 1, 3. The piece concludes with a double bar line and repeat dots.


11. Standing on Head



legato—staccato

Musical score for 'Standing on Head' in 4/4 time. The score consists of two staves: a treble clef staff and a bass clef staff. The melody in the treble clef starts with a quarter note G4, followed by a quarter note A4, a quarter note B4, and a quarter note C5. This is followed by a quarter rest, then a quarter note B4, A4, G4, and F4. The bass clef staff mirrors this melody with an octave lower. Fingering numbers are placed above the notes: 1, 3, 1, 5, 5, 1, 3. The piece concludes with a double bar line and repeat dots.

12. Fit as a Fiddle and Ready To Go



legato—staccato

Musical score for 'Fit as a Fiddle and Ready To Go' in 4/4 time. The score consists of two staves: a treble clef staff and a bass clef staff. The melody in the treble clef starts with a quarter note G4, followed by a quarter note A4, a quarter note B4, and a quarter note C5. This is followed by a quarter rest, then a quarter note B4, A4, G4, and F4. The bass clef staff mirrors this melody with an octave lower. Fingering numbers are placed above the notes: 1, 3, 5, 2, 5. The piece concludes with a double bar line and repeat dots.

Group II

1. Morning Stretch



A piano score for 'Morning Stretch' in 4/4 time. The right hand plays a sequence of chords: C major, F major, G major, and C major. The left hand plays a sequence of chords: C major, F major, G major, and C major. The music is simple and repetitive, suitable for a young child's exercise.

2. Walking



legato—staccato

A piano score for 'Walking' in 4/4 time. The right hand plays a melody of eighth notes, and the left hand plays a bass line of eighth notes. The tempo is marked 'legato—staccato'. The music is simple and repetitive, suitable for a young child's exercise.

3. Running



legato—staccato

A piano score for 'Running' in 4/4 time. The right hand plays a melody of eighth notes, and the left hand plays a bass line of eighth notes. The tempo is marked 'legato—staccato'. The music is simple and repetitive, suitable for a young child's exercise.

4. High Stepping



legato—staccato

1 3 2 4 3 5 2 4

 A musical score for a piano in 4/4 time. The piece is marked 'legato—staccato'. The right hand (treble clef) plays a melody of eighth notes, with fingerings 1, 3, 2, 4, 3, 5, 2, 4 indicated above the first two measures. The left hand (bass clef) plays a bass line of eighth notes, with fingerings 5, 3, 4, 2, 3, 1, 4, 2 indicated below the first two measures. The score consists of four measures.


5. Jumping



5 4 1 1 1 3 5 4 1 1 1 4

 A musical score for a piano in 4/4 time. The right hand (treble clef) features a melody with accents (^) and fingerings 1, 3, 1, 4. The left hand (bass clef) features a bass line with accents (^) and fingerings 1, 2, 5, 5, 8, 2. The score consists of four measures.


6. Kicking Right Leg



1 5 1 5

 A musical score for a piano in 4/4 time. The right hand (treble clef) plays a melody of quarter notes with fingerings 1, 5, 1, 5. The left hand (bass clef) plays a bass line of quarter notes. The score consists of four measures.

10. Sitting Up and Lying Down



legato—staccato

Sheet music for exercise 10, titled "Sitting Up and Lying Down". The piece is in 4/4 time and consists of three systems of two staves each (treble and bass clef). The first system is marked *legato—staccato*. The music features a sequence of notes with fingerings (1, 5, 5, 1, 1, 5, 5, 1) in the treble clef and (5, 1, 1, 5, 5, 1, 1, 5) in the bass clef. The second system continues the pattern with fingerings (1, 1, 1, 5, 5, 1, 5, 5) in the treble clef and (5, 5, 5, 1, 1, 5, 5, 1) in the bass clef. The third system concludes the exercise with fingerings (1, 1, 1, 5, 5, 1, 5, 5) in the treble clef and (5, 5, 5, 1, 1, 5, 5, 1) in the bass clef. The piece ends with a double bar line and repeat dots.

11. A Hard Trick

Practise this first:


legato—staccato

Then practise this:


legato—staccato

Sheet music for exercise 11, titled "A Hard Trick". The piece is in 4/4 time and consists of two systems of two staves each (treble and bass clef). The first system is marked *legato—staccato* and features a sequence of notes with fingerings (1, 3, 1, 5, 1, 3, 1) in the treble clef and (5, 1, 3, 1, 3, 1, 5) in the bass clef. The second system is also marked *legato—staccato* and features a sequence of notes with fingerings (1, 3, 1, 5, 1, 3, 1) in the treble clef and (5, 1, 3, 1, 3, 1, 5) in the bass clef. The piece ends with a double bar line and repeat dots.

Now do the whole trick:



legato—staccato



12. Fit as a Fiddle and Ready To Go



3. Climbing (in place)



legato—staccato

simile

This system of musical notation is for the piece 'Climbing (in place)'. It consists of two staves, treble and bass clef, in 4/4 time. The first four measures are marked 'legato—staccato' and feature triplet patterns in both hands. The first measure of the treble staff has notes G4, A4, B4 with fingerings 1, 2, 3. The first measure of the bass staff has notes E3, D3, C3 with fingerings 3, 2, 1. The fifth measure is marked 'simile' and shows a change in the pattern. The system concludes with a double bar line and repeat dots.

This system continues the musical notation for 'Climbing (in place)'. It also consists of two staves, treble and bass clef, in 4/4 time. The first four measures continue the triplet patterns from the first system. The fifth measure is marked 'simile' and shows a change in the pattern. The system concludes with a double bar line and repeat dots.

4. Tip-toe Running (in place)



simile

This system of musical notation is for the piece 'Tip-toe Running (in place)'. It consists of two staves, treble and bass clef, in 4/4 time. The first four measures are marked 'simile' and feature triplet patterns in both hands. The first measure of the treble staff has notes G4, A4, B4 with fingerings 3, 2, 1. The first measure of the bass staff has notes E3, D3, C3 with fingerings 3, 2, 1. The system concludes with a double bar line and repeat dots.

5. Baby Steps



legato—staccato

Musical notation for 'Baby Steps' in 4/4 time. The piece is written for piano with a grand staff. The melody in the treble clef starts with a quarter note G4, followed by quarter notes A4, B4, and C5, each with a finger number (1, 3, 1, 3, 1) above it. The bass line follows a similar pattern with notes G3, A3, B3, and C4. The piece concludes with a double bar line and repeat dots.

6. Giant Steps




Musical notation for 'Giant Steps' in 4/4 time. The piece is written for piano with a grand staff. The melody in the treble clef features large intervals: a quarter note G4, a half note A4, a quarter note B4, and a quarter note C5. The bass line has a similar pattern with notes G3, A3, B3, and C4. Fingerings (1 and 5) are indicated above the notes. The piece concludes with a double bar line and repeat dots.

7. Jumping Rope



Musical notation for 'Jumping Rope' in 4/4 time. The piece is written for piano with a grand staff. The melody in the treble clef consists of dotted quarter notes G4, A4, B4, and C5, each with a finger number (5, 1) above it. The bass line consists of dotted quarter notes G3, A3, B3, and C4. The piece concludes with a double bar line and repeat dots.

8. Somersaults




Musical score for 'Somersaults' in 4/4 time. The score consists of two staves: a treble clef staff for the right hand (R.H.) and a bass clef staff for the left hand (L.H.). The piece features a series of triplet patterns in both hands. The first four measures are marked 'L.H.' and the fifth measure is marked 'R.H.'. The final measure contains an 8-measure rest for the right hand.

9. Touching Toes




Musical score for 'Touching Toes' in 4/4 time. The score consists of two staves: a treble clef staff and a bass clef staff. The piece features a series of chords and single notes in both hands, with dashed lines indicating the movement of the notes between the staves. The piece concludes with a double bar line.

10. Ballet Exercise ("Entre chat quatre")



Musical score for 'Ballet Exercise' in 3/4 time. The score consists of two staves: a treble clef staff and a bass clef staff. The piece features a series of chords and single notes in both hands, with fingerings (1, 2, 3, 4) and accents (^) indicated above the notes. The piece concludes with a double bar line.

11. The Splits



legato—staccato

A piano score for 'The Splits' in 4/4 time. The piece is marked 'legato—staccato'. The right hand (treble clef) plays a melodic line with eighth and sixteenth notes, featuring fingerings 1, 3, 1, 1, 3, 1, 5, 1, 3, 1, 4, 1, 3. The left hand (bass clef) plays a rhythmic accompaniment with eighth notes, featuring fingerings 1, 3, 1, 4, 1, 3, 1, 5, 1, 3, 1, 4, 1, 3. The score concludes with a double bar line and repeat dots.

12. Fit as a Fiddle and Ready To Go




legato—staccato

The first system of the piano score for 'Fit as a Fiddle and Ready To Go' in 4/4 time. The right hand (treble clef) plays a melodic line with eighth notes, featuring fingerings 1 and 5. The left hand (bass clef) plays a rhythmic accompaniment with chords and eighth notes.

The second system of the piano score for 'Fit as a Fiddle and Ready To Go' in 4/4 time. The right hand (treble clef) plays a rhythmic accompaniment with chords and eighth notes. The left hand (bass clef) plays a melodic line with eighth notes, featuring fingerings 5 and 1. The score concludes with a double bar line and repeat dots.

Group IV

1. Morning Stretch



2. Climbing (in place)



legato—staccato



3. Tip-toe Running (in place)



4 3 2 1 4 3 2 1 4 4 4 4 4 4 4 4

4. Running




legato—staccato

1 5 5

1

5. Cartwheels




A musical score for the piece 'Cartwheels'. It consists of two systems of two staves each (treble and bass clef). The first system includes fingerings: 1, 2, 4, 5 for the right hand and 5, 4, 2, 1 for the left hand. The second system ends with a double bar line and a fermata over the final notes in both staves.

6. Touching Toes



A musical score for the piece 'Touching Toes'. It consists of two systems of two staves each (treble and bass clef). The score is written in 4/4 time and features a series of chords in both hands, with dashed lines connecting the notes between the two staves to show their relationship.

9. Giant Steps



The first system of musical notation for 'Giant Steps' consists of two staves in 4/4 time. The melody in the treble clef features a sequence of eighth notes with slurs and fingerings (1, 5, 1, 5, 1, 5, 1). The bass clef accompaniment consists of quarter notes with slurs and fingerings (5, 1, 5, 1, 5, 1, 5).

The second system of musical notation continues the piece. The treble clef melody consists of eighth notes with slurs. The bass clef accompaniment consists of quarter notes with slurs. The system concludes with a double bar line and repeat dots.

10. Flinging Arms Out and Back



legato—staccato

The first system of musical notation for 'Flinging Arms Out and Back' consists of two staves in 4/4 time. The melody in the treble clef is a sequence of eighth notes. The bass clef accompaniment is a steady eighth-note pattern. The system concludes with a double bar line and repeat dots.

The second system of musical notation continues the piece. The treble clef melody consists of eighth notes. The bass clef accompaniment consists of eighth notes. The system concludes with a double bar line and repeat dots.

11. Standing on Head



legato—staccato

Musical score for 'Standing on Head' in 4/4 time. The score consists of two systems of piano accompaniment. The first system has four measures, and the second system has four measures. The music features a mix of legato and staccato passages. Fingerings are indicated by numbers 1-5 above or below notes. The piece concludes with a double bar line and repeat dots.

12. Fit as a Fiddle and Ready To Go




legato—staccato

Musical score for 'Fit as a Fiddle and Ready To Go' in 4/4 time. The score consists of two systems of piano accompaniment. The first system has four measures, and the second system has four measures. The music features a mix of legato and staccato passages. Fingerings are indicated by numbers 1-5 above or below notes. The piece concludes with a double bar line and repeat dots.


Group V

1. Deep Breathing



The musical score for 'Deep Breathing' is written in 3/4 time. It consists of two systems of piano accompaniment. Each system has a grand staff with a treble and bass clef. The first system contains 12 measures of music, with a bracket underneath grouping the first six measures and another bracket underneath the last six measures. The second system also contains 12 measures, with a bracket underneath the first six measures and another bracket underneath the last six measures. The music is primarily composed of chords and some moving lines in the bass clef.

2. Touching Toes




The musical score for 'Touching Toes' is written in 4/4 time. It consists of two systems of piano accompaniment. Each system has a grand staff with a treble and bass clef. The first system contains 12 measures of music, with a bracket underneath the first four measures and another bracket underneath the last four measures. The second system also contains 12 measures, with a bracket underneath the first four measures and another bracket underneath the last four measures. The music features a mix of chords and moving lines in both the treble and bass clefs.

3. Hopping



Musical score for 'Hopping' in 4/4 time. The score consists of two systems of piano accompaniment. The first system has two measures, and the second system has two measures. The right hand (treble clef) plays a melody of eighth notes, while the left hand (bass clef) plays a bass line of eighth notes. Fingerings are indicated with numbers 1 and 5. The piece concludes with a final whole note chord in the right hand.

4. Climbing a Ladder



legato—staccato

Musical score for 'Climbing a Ladder' in 4/4 time. The score consists of two systems of piano accompaniment. The right hand (treble clef) features a melody with slurs and accents, while the left hand (bass clef) plays a bass line. Fingerings are indicated with numbers 1, 2, 3, and 1. The piece concludes with a double bar line and repeat dots in both hands.

5. Jumping Rope (Slow, and "Red Pepper")



Slow

Musical notation for the 'Slow' section, consisting of two staves in 4/4 time. The melody is in the treble clef and the bass line is in the bass clef. Fingerings are indicated with numbers 1, 5, and 5 above and below notes.

"Red Pepper"

Musical notation for the "Red Pepper" section, consisting of two staves in 4/4 time. The melody is in the treble clef and the bass line is in the bass clef. The tempo is faster than the 'Slow' section.

6. Swinging Arms



legato—staccato

Musical notation for the first part of 'Swinging Arms', consisting of two staves in 4/4 time. The melody is in the treble clef and the bass line is in the bass clef. It features triplets and is marked with *legato—staccato*. Fingerings are indicated with numbers 1, 2, 3, 4, 5.

Musical notation for the second part of 'Swinging Arms', consisting of two staves in 4/4 time. The melody is in the treble clef and the bass line is in the bass clef. It continues the rhythmic pattern of the first part.

7. Hand Springs



R. H.

R. H.

Handwritten musical notation for the first system of 'Hand Springs'. It consists of two staves (treble and bass clef) in 4/4 time. The right hand (R.H.) plays a sequence of notes: a quarter rest, a quarter note G4, a quarter note A4, a quarter note B4, and a quarter note C5. The left hand (L.H.) plays a sequence of notes: a quarter note G3, a quarter note A3, a quarter note B3, and a quarter note C4. The notation includes fingerings (1, 5) and slurs. There are also some markings above the staves, possibly indicating fingerings or dynamics.


Handwritten musical notation for the second system of 'Hand Springs'. It continues the piece with two staves in 4/4 time. The right hand (R.H.) plays a sequence of notes: a quarter note D5, a quarter note E5, a quarter note F5, and a quarter note G5. The left hand (L.H.) plays a sequence of notes: a quarter note D4, a quarter note E4, a quarter note F4, and a quarter note G4. The notation includes fingerings (1, 5) and slurs. There are also some markings above the staves.

8. Walking Like a Duck



Handwritten musical notation for the first system of 'Walking Like a Duck'. It consists of two staves (treble and bass clef) in 4/4 time. The right hand (R.H.) plays a sequence of notes: a quarter note G4, a quarter note A4, a quarter note B4, and a quarter note C5. The left hand (L.H.) plays a sequence of notes: a quarter note G3, a quarter note A3, a quarter note B3, and a quarter note C4. The notation includes fingerings (1, 5) and slurs. There are also some markings above the staves.

9. Bear Walk




Musical notation system 1, measures 1-3. Treble clef, 4/4 time signature. Fingerings: 2 1, 2 1, 2 1, 2 1.

Musical notation system 2, measures 4-6. Treble clef, 4/4 time signature. Fingerings: 4 2 2, 1 2, 1 2, 1 2.

Musical notation system 3, measures 7-9. Treble clef, 4/4 time signature. Fingerings: 2 1, 2 1, 1 2, 1 2.

Musical notation system 4, measures 10-12. Treble clef, 4/4 time signature.

10. Sliding Down the Bannister



8₁ *gliss.* 3 1 3 3

 The first system of musical notation for 'Sliding Down the Bannister'. It consists of a grand staff with a treble clef and a 3/4 time signature. The right hand part features a glissando (sliding scale) starting on G4 and descending to G3, marked with a wavy line and 'gliss.'. This is followed by a series of eighth notes with fingerings: 1, 3, 1, 3, 3. The left hand part has a few low notes.

8₁ *gliss.* 3 3 3 3

 The second system of musical notation. It continues the piece with another glissando marked 'gliss.' and a series of eighth notes with fingerings: 3, 3, 3, 3. The left hand part remains simple.

11. A Hard Trick

Practise this first:

legato—staccato

The first practice exercise for 'A Hard Trick'. It is in 4/4 time and consists of two staves. The right hand part has a sequence of eighth notes with fingerings: 1, 3, 1, 4, 1, 3, 1, 3. The left hand part has a sequence of eighth notes with fingerings: 5, 1, 3, 1, 4, 1, 3, 1, 4, 1, 3, 1, 5.

Now practise this:

legato—staccato

The second practice exercise for 'A Hard Trick'. It is in 4/4 time and consists of two staves. The right hand part has a sequence of eighth notes with fingerings: 1, 3, 1, 5, 1, 3, 1. The left hand part has a sequence of eighth notes with fingerings: 1, 3, 1, 5, 4, 1, 3, 1.

12. Fit as a Fiddle and Ready To Go



legato—staccato

The first system of musical notation consists of two staves. The upper staff is in treble clef with a 4/4 time signature. It begins with a treble clef, a 4/4 time signature, and a first finger fingering '1'. The melody consists of eighth notes: C4, D4, E4, F4, G4, A4, B4, C5, D5, E5, F5, G5, A5, B5, C6. The lower staff is in bass clef and contains a single chord of C4, E4, G4.

The second system of musical notation consists of two staves. The upper staff continues the melody from the first system. It begins with a first finger fingering '1' and contains eighth notes: C5, D5, E5, F5, G5, A5, B5, C6, D6, E6, F6, G6, A6, B6, C7. The lower staff contains a bass clef and a chord of C4, E4, G4. A dashed line indicates a crescendo from the first measure to the second.

The third system of musical notation consists of two staves. The upper staff contains a treble clef and a chord of C4, E4, G4. The lower staff contains a bass clef and a melody of eighth notes: C3, D3, E3, F3, G3, A3, B3, C4, D4, E4, F4, G4, A4, B4, C5. A first finger fingering '5' is placed below the first measure.

The fourth system of musical notation consists of two staves. The upper staff contains a treble clef and a melody of eighth notes: C4, D4, E4, F4, G4, A4, B4, C5, D5, E5, F5, G5, A5, B5, C6. A first finger fingering '5' is placed below the first measure. The lower staff contains a bass clef and a chord of C4, E4, G4. A dashed line indicates a crescendo from the first measure to the second.